


SETTING UP VIU PREMIUM ON SINGTEL CAST

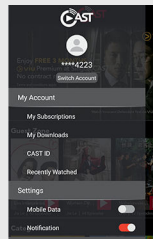
New Viu subscribers:



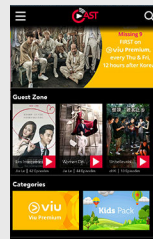
Download Viu and Singtel Cast on the App Store or Google Play



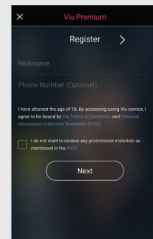
Launch  and login



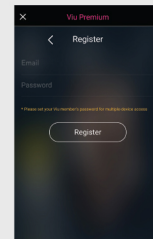
Create your Cast ID:
Menu > Cast ID



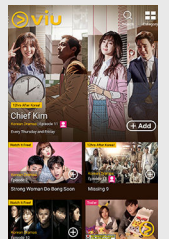
Select Viu under Categories



Key in your Nickname and Phone Number, and select **Next**

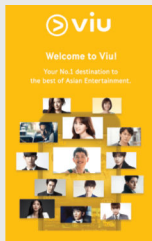


Enter your Cast ID

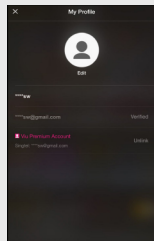


Start watching!

Existing Viu subscribers:




Launch Viu app



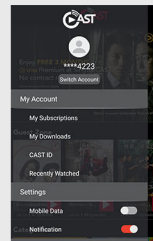
Unlink your existing account by going to **Menu > My profile > Unlink > Confirm**



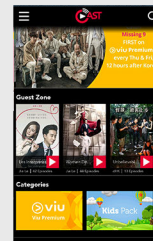
Download Singtel Cast



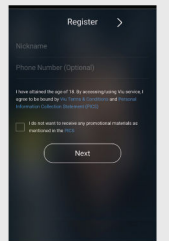
Launch Cast app and login



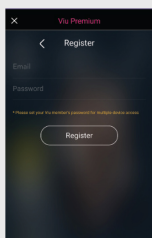
Create your Cast ID:
Menu > Cast ID



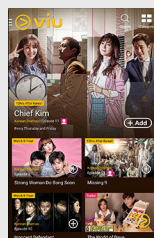
Select Viu under Categories



Key in your Nickname and Phone Number, and select **Next**



Enter your Cast ID



Start watching!



Cast app and account-related issues: technicalhelp@cast.sg
Viu Premium and Viu account-related issues: enquiry.sg@viu.com

Note: Viu Premium subscribers will enter into a contract with PCCW Media Limited (and not Singtel) which owns and operates Viu Premium. Singtel is only a promotional and billing partner for Viu Premium.

